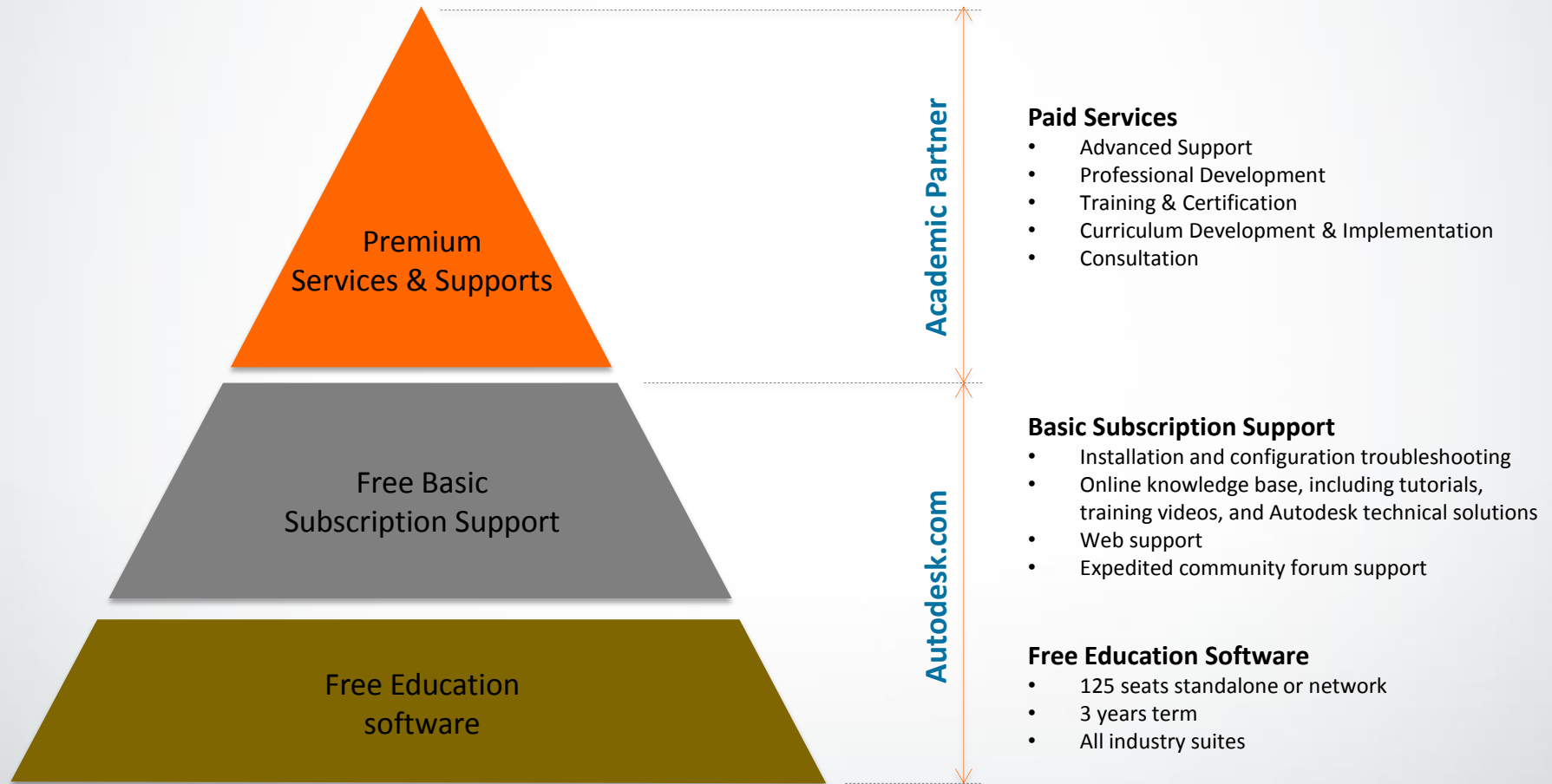


A group of four diverse students, two women and two men, are gathered around a laptop. They are all smiling and looking at the screen with interest. The student in the foreground is a young man with light brown hair, wearing a light blue t-shirt, who is typing on the laptop. The other three students are leaning in from behind him, looking at the screen. The background is slightly blurred, showing what appears to be a modern building interior with warm lighting.

Autodesk Academic Partner



Autodesk Academic Partner Model



AAP Services & Support Offering



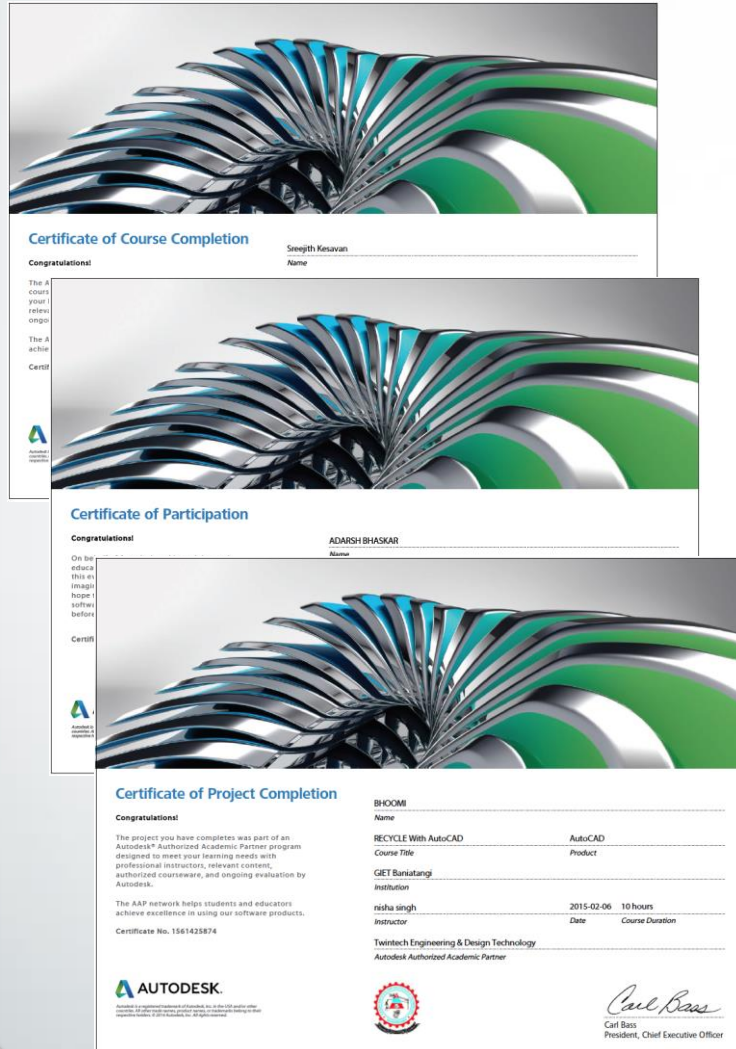
AAP prepare institutions and students for success by offering institutions with the following paid services and support.

- ✓ **Product Support & software Implementation**
- ✓ **Training for Faculty & students**
- ✓ **User Assessment & Accreditation**
- ✓ **Professional Development for Faculty**
- ✓ **Support for participation in Autodesk design competitions**
- ✓ **Help integrating Autodesk software into curriculum and student projects**
- ✓ **Autodesk student and educator expert development**

Certificate for Training, Events & Project

The certificates serve as proof that users has complete a training or attended an event from an Autodesk authorized partners.

Autodesk Academic partner is authorized to issue certificate to users upon completion of training or participation of events.



✓ Certificate of Completion (COC)

- Training for faculty or students
- Online feedback require
- Online performance report available

✓ Certificate of Participation (COP)

- Seminar, Workshop, Bootcamp
- No feedback require
- **Pre-print** available

✓ Certificate of Project Completion (COPC)

- Project-based training
- Ability to **include institution logo**
- Online feedback require
- Online performance report available

new

Online Evaluation & Performance Report

Project Addition

Partner Type:
Certificate Type: Project Event
Project ID:
Project title:
Site ID:
Instructor ID:
Institution:
Upload Institution logo:

Project data: 學承電腦-館前認證中心

Partner Type:
Certificate Type:
Filter data based on: FY15 (2014) All

Exclude Onsite course facilities scores from FR scores:

Site ID: AP0860
SAP ID: S104364621
Total Evaluations: 312
Country: Taiwan

Performance Overview Summary View		WDT %
Course Content & Materials		81.21 %
Facilities & Registration		71.13 %
Instructional Quality		87.98 %
Overall Performance		78.82 %
Overall experience		82.69 %

ATC Specific Reports

- [Performance Overview](#)
- [Instructor Performance](#)
- [Evaluation Responses](#)
- [Products Trained](#)
- [Internal Leads](#)
- [Monthly Student Submissions](#)
- [Training Materials Used](#)

Instructor ID	# of Evals	WDT %
72131	12	85.42 %
71919	3	87.50 %
73121	155	84.19 %
73127	37	95.27 %
73129	3	79.17 %
73319	13	95.19 %
73321	21	90.48 %
73455	68	91.36 %

Survey: **Reports**

- Organization
- Performance Overview
- Instructor Performance
- Evaluation Responses
- All Evaluation Responses
- Student Search
- Products Trained
- Training Materials Used
- Score Calculation Method
- Download Site Evaluations

Help

Course Management Tool

The online Evaluation provide AAP the ability to collect feedback, print certificate, and generate performance reports.

✓ **Localized for 34 languages**

✓ **Customer Feedback**

- Quality of Training
- Quality of Instructor

✓ **Performance report**

- Total number of user trained
- Course Satisfaction
- Instructor Performance

✓ **Course / Event Creation Tool**

- Add Course
- Add Project, Events (new)

✓ **Print Certificate**

- Certificate of Completion
- Certificate of Participation (new)
- Certificate of Project Completion (new)

enhanced

Look for services & support @ AAP locator

Education Community
**AUTHORIZED
ACADEMIC
PARTNERS**

Authorized Academic Partners

Find an Academic Partner by region

Country
United States ✕

State/Province
Select

All

Find a partner

129 Academic Partners matching your criteria

« 1 2 3 4 5 6 7 8 9 10 11 »

AUTODESK
Authorized Academic Partner

3D Training Institute
New York

Services : Faculty Deployment, Software Implementation, Certification, Faculty Development, Technology Integration, Content Development, Student Development

AUTODESK
Authorized Academic Partner

ACB Solutions
Anchorage

Services : Technology Integration, Content Development, Student Development, Faculty Deployment, Software Implementation, Faculty Development, Certification

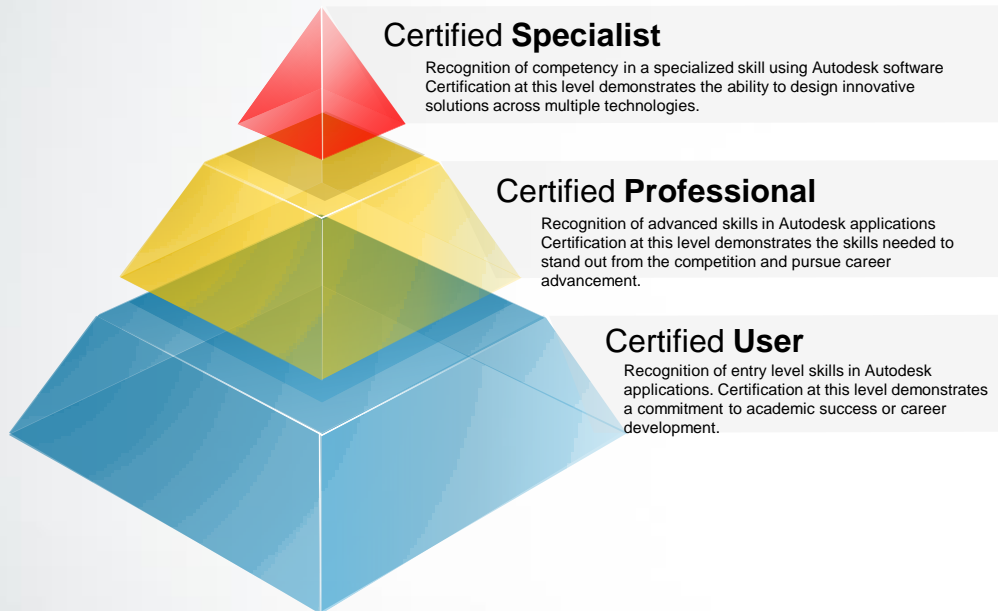
How does institution get in touch with AAP when they need services? They can visit the [AAP locator](#) to locate the AAP nearest to them.

The AAP locator display the contact details of the AAP partner and the type of services and support they are offering.

Find out more @ <http://education.autodesk.com/Locator>

enhanced

Certification & Digital Credential



Over 100,000 users validate their knowledge and skill sets through Autodesk certification annually. AAP help institutions to prepare their students to have the skills necessary to continue their design career by obtaining the relevant Autodesk credentials.

✓ Certification available

- AutoCAD, Inventor, Civil 3D, Max, Maya, Revit, Revit MEP, Revit Structure, Road & Highway

✓ Industry requirements


- Exam includes both academic and industry requirements designed to confirm users have the skill necessary for their design career.

✓ Performance based exam

- Users are required to create / modify a data file.

✓ Digital credential

- Digital credentials provide users the ability to showcase their competency
- Employers easily evaluate and validate the qualification of applicants



new

Enhance your training with Lynda.com

New courses

All 3D Audio Business CAD Design Developer Photography Video Web

02/17/15
AutoCAD for Mac 2015 Essential Training

02/16/15
Creating Sheet Sets with AutoCAD

02/13/15
Mike Hathorn: 3D Printing in the Classroom

02/12/15
Sprinkler Design with Revit

02/12/15
Fire-Alarm Systems Design with Revit

02/12/15
Creating Sprinkler and Fire-Alarm Systems with AutoCAD

02/05/15
Exploring Case Studies of Texture Creation and Variation

01/29/15
Modeling a Bit with SOLIDWORKS

Creating Sprinkler and Fire-Alarm Systems with AutoCAD with Eric Wing

Creating Sprinkler and Fire-Alarm Systems with AutoCAD
with **Eric Wing**

Start your free trial now, and begin learning software, business and creative skills—anytime, anywhere—with video instruction from recognized industry experts. [Start Your Free Trial Now.](#)

Search this course	Search	Course details	Transcript	FAQs
Introduction	1m 37s			
Welcome	57s			
Using the exercise files	42s			
1. Setting Up the Sprinkler	23m 49s			
Externally referencing architecture	2m 5s			
Setting up sprinkler display configurations	4m 24s			
Setting up the tool palettes	4m 49s			

Welcome

-Hi, I'm Eric Wing, and welcome to Creating Sprinkler and Fire-Alarm Systems with AutoCAD. In this course, we'll look at how to configure display configurations and how to properly set up routing preferences, as well as systems. I'll start by showing you how to externally reference an architectural underlay and how to add your own room tags that will update automatically. Then I'll show you how to add sprinklers, pipes, fittings, and how to tag these items to add intelligence to your model.

We'll learn how to add fire-alarm devices, control panels, conduit and cable tray as well. We'll be covering all these features plus plenty of other tools and techniques. Now, let's get started with Creating Sprinkler and Fire-Alarm Systems with AutoCAD.

Lynda.com offer a wide range of video training covering from 3D Printing, BIM, Product Design, Autodesk software training to other software. With these learning resources, AAP can use this to support their training to institutions and students.

✓ Resources included

- Course details
- Transcript
- FAQs
- Video
- Data files
- Learning Matrix
- Certificate of completion

✓ Support to AAP partner

- **1 year complimentary access** when sign up as partner
- Use video learning resource to support training
- **Sale commission** for selling Lynda.com training program.
- **Sale Promo for educators and students**
 - 20% individual account
 - 30 days free trial

new

Provide Quality Training with Ascented AOTG



Provide quality training and materials are key to success for training. Invest in quality training resource is critical. With the support from Ascent, AAP now is able to enjoy the complimentary access to training materials and discount for books and ebooks.

✓ Resources included

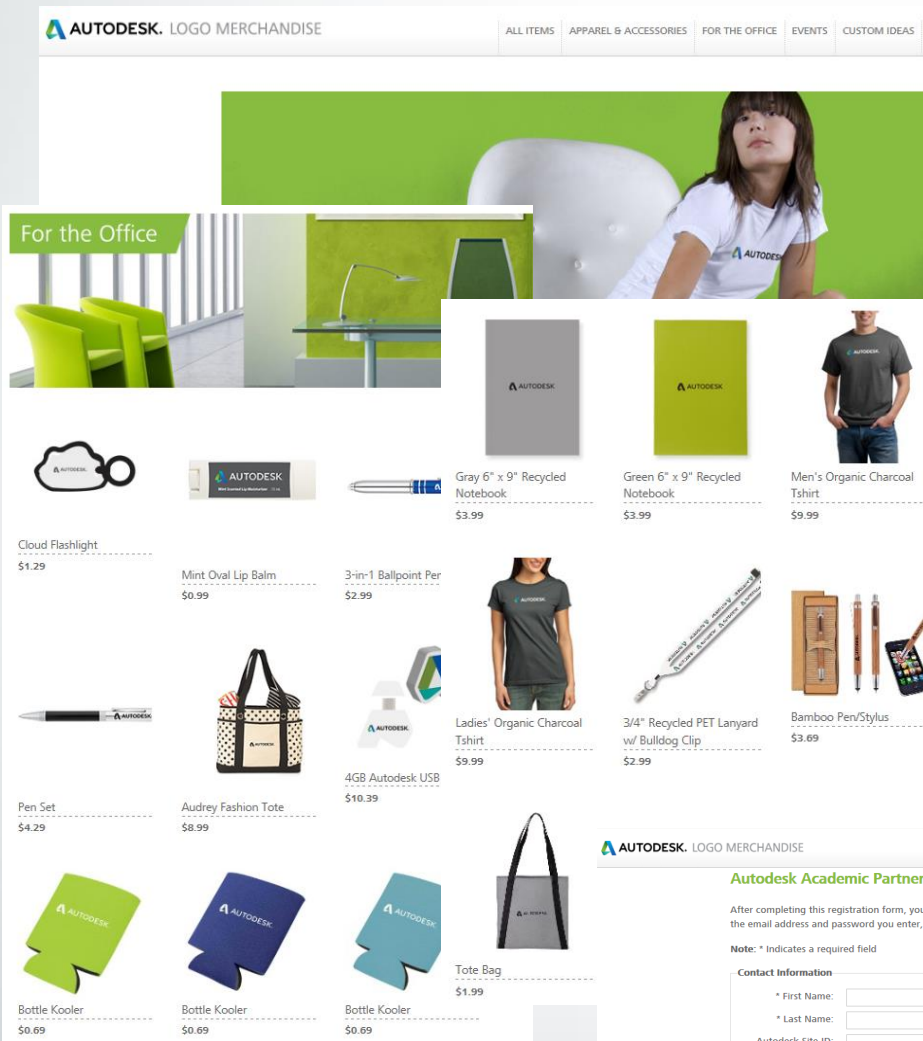
- Course outline
- Student Guides
- ebooks
- Video
- Instructor tools
- Certification pre-guide

✓ Support to AAP Partner

- **1 year complimentary access** to Ascent Productivity Now.
- **25% discount** for Student Guide, Instructor Tools, eBook, standard elearning bundle purchase.
- Special school bundle price for AAP
 - AAP ebook instructor package for Architecture, \$1,500 USD
 - 1 set of instructor tool
 - 1 ebook for instructor
 - Class set (10 students) of Revit book.
 - Ebook contain
 - Revit Arch, MEP, Structure Fund.
- **Promote AAP** @ Ascent website

new

Autodesk logo merchandize



10%

discount

http://shop.autodesk.com/AAP_Registration

Conducting an event? Having challenge in designing and acquiring the merchandize in small quantity.

With shop.autodesk.com, AAP now can place order on Autodesk branding merchandize and have them ship to you. No worries on commitment of large quantity purchase, no worries on branding compliance.

To support our AAP partner network, all AAP partner will entitle to discount when making a online purchase.

The screenshot shows the 'Autodesk Academic Partner Registration' form. It includes a header with the Autodesk logo and navigation links. The form title is 'Autodesk Academic Partner Registration'. Below the title, there's a brief introduction: 'After completing this registration form, you will be redirected to the email address and password you enter, as that information v'. A note states: 'Note: * Indicates a required field'. The 'Contact Information' section contains the following fields:

- * First Name:
- * Last Name:
- Autodesk Site ID:
- Company:
- * Billing Address:

new

AAP logo & marketing collaterals

As an authorized AAP, you are able to use the AAP logo on your marketing collaterals, business presentation and business cards.

AAP is able to leverage the templates and marketing collaterals developed solely for AAP program to support them to engage the institution.

- ✓ **Training licensing**
- ✓ **AAP marketing collaterals**
 - AAP logo
 - eDM templates
 - Poster & brochures
 - Customer facing presentation
- ✓ **AAP certificates**
 - ✓ Certificate of participation


Autodesk Authorized Academic Partner Program

Select the services that are right for your program

Autodesk Authorized Academic Partner Program

Prepare institutions and students for success

Integrate software and learning resources from Autodesk into academic programs and student projects



Why work with an Autodesk Authorized Academic Partner?

- Training in Autodesk software
- Guidance toward professional certification
- Help integrating Autodesk software into curriculum and student projects
- Autodesk Certified Instructor (ACI) program
- Introduction to the Autodesk Education Community
- Autodesk student and educator expert development
- Support for participation in Autodesk design competitions

If you prepare students for careers that require 2D and 3D design skills, Autodesk can deliver a powerful advantage.

The fundamentals of design are timeless. Yet in today's rapidly changing marketplace, the design software used by architects, engineers, product designers, and other professionals undergoes upgrades and enhancements all the time—making it difficult for busy teachers and professors to stay current.

By offering training, support, certification, and other services, the Autodesk® Authorized Academic Partner Program helps schools, colleges, and universities keep their curricula in tune with the latest advancements in software from

Autodesk, a recognized global leader in 3D design software. Our Partners possess expert knowledge about our products and solutions, and have many years of experience applying that knowledge in the education market. With their help, educators can build and enhance skills with Autodesk® software, integrate it into their curricula, and build a pool of on-campus educators and student experts with the skills for success beyond the classroom.

Help students succeed

The overarching goal of the Autodesk Authorized Academic Partner Program is to help students succeed—on school projects and, ultimately, in their careers. In support of this goal, Partners provide a variety of services to both educators and students, doing everything from helping prepare lesson plans and teaching courses in the classroom to sharing best practices and setting up design clubs.



Nurture future design leaders with help from Autodesk Authorized Academic Partners

Learn more and get started at www.autodesk.com/academicpartner.

AUTODESK.

Partners with help from Autodesk Academic Partners. Learn more and get started at autodesk.com/academicpartners.



Professional and student development

Our Partners can provide a range of services designed to advance the professional development of faculty members and students alike. Programs include the Autodesk® Certified Instructor and the Autodesk® Student and Educator Expert Programs. To help students and faculty members assess and validate their skills, Partners can guide them toward Autodesk® Certification, which provides an industry recognized endorsement of expertise in Autodesk technology, from basic entry-level skills through to advanced professional qualifications.



Extracurricular activities

Our Partners can also prepare students and educators for participation in or sponsorship of design competitions and introduce and drive student and educator activities on campus.



Autodesk and the Autodesk logo are registered trademarks or trademarks of Autodesk, Inc., or its subsidiaries and/or affiliates in the USA and/or other countries. All other brand names, product names, or trademarks belong to their respective holders. Autodesk reserves the right to alter product offerings and specifications and prices at any time without notice, and is not responsible for typographical or graphical errors that may appear in this document. © 2013 Autodesk, Inc. All rights reserved.

 **AUTODESK.**
Authorized Academic Partner

 **AUTODESK.**

available

Enabling partners with knowledge & skills

To equip partner with the necessary and relevant knowledge and skill sets, we enable our partners through our partner enablement program.

✓ Enablement webinar

- Product training
- Skill development
- Partnership
- Marketing
- Sale Engagement to institution

✓ AAP bootcamp

- On site training for selected partners

✓ Learning materials

- ✓ White Paper
- ✓ Industry related paper
- ✓ Skill development

AAP & Academic Sales approach through Partnerships

Print

From January 28, 2015 08:00 until January 28, 2015 09:30 Save to calendar

At AAP & Academic Sales approach through Partnerships - Survey

Overview:

This call will focus on the fundamentals of utilizing partnerships to market your service offering to academic institutions. We will discuss pricing strategies and how to start convers

Who will benefit?

This webinar is aimed at all members of your team who are responsible for interacting with Academic Institutions and Partners.

Your Presenters



Nancy Tremblay
(Autodesk Partner Enablement Manager)

Autodesk Marketing Materials and Utilising PR Session 1

Print

From January 14, 2015 06:00 until January 14, 2015 07:30 Save to calendar

At Autodesk Marketing Materials and Utilising PR Session - Survey

Categories: Enablement Call

Overview:

During the session we will focus on the fundamentals of marketing campaigns and materials to effectively market your service offering to academic institutions. We will also touch on the proper process to utilizing Autodesk PR for your region

Who will benefit?

This webinar is aimed at all those who are in a marketing capacity such as marketing managers but also distributor managers within your organisation.

Objectives:

- Learn about what is available to you and your ATCs for driving your marketing.
- Understand the process for utilising Autodesk tools for marketing at a broad audience.
- Know the individual tools and where to find marketing related assets.

Topic 1

- High level overview of Autodesk marketing and how you can benefit from the tools available.
- How to use the PR process successfully in your organisation.
- High level overview of the tools and systems and processes available to drive your marketing.

Enablement Resources

[Enablement Call #3:Autodesk Marketing, Materials And Utilising PR](#)

[Enablement Call Slides #3 Autodesk Marketing Materials and Utilising PR](#)

Your Presenters



Nancy Tremblay
(Autodesk)



Jenny Wah
(Autodesk Senior Manager Education Marketing)



Matthew Bell
(Autodesk Global Strategic Partnership Manager)

new

Education Training resources to support your training offerings

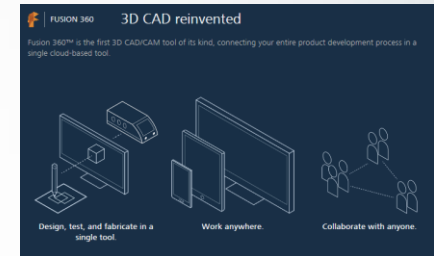
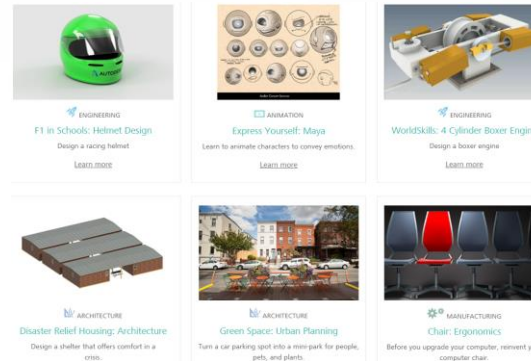
Ready training materials and project developed for teacher and student use. Partner can leverage the materials to prepare / train students to design with Autodesk software.

✓ Industry

- Building Design & Construction
- Product Design & Manufacturing
- Civil Infrastructure
- Animation, Games & Film
- Sustainable Design
- Secondary Education

✓ Online Course

- Lesson Plans
- Instruction guide
- Step by Step
- Learning Video
- Project based



Sustainable Product Design Strategies

Products can have lower environmental impacts by cleverly using less energy and materials. With a series of introductory videos and quick reference guides, learn sustainable product design fundamentals like design for energy efficiency, reduced embodied impacts, lightweighting, recycling, repair, and upgrade. Learn also how some of Autodesk's products can help you start to put these fundamentals into practice in your designs.

YEAR PUBLISHED: 2011



Energy Efficient Design

Understanding energy is critical - what engineers can do to create

Fluid Dynamics

Optimizing Heat Transfer

Reducing Friction

What's New

Cradle to Cradle Product Design Challenge

Designing for the Circular Economy

Cradle to Cradle Product Design Challenge now open

We invite you to enter this exciting Design Challenge and learn how to design products for the circular economy.



CAM Learning Content

Getting started with CAM? Here is some great learning content, including a comprehensive handbook, classroom materials, and videos.

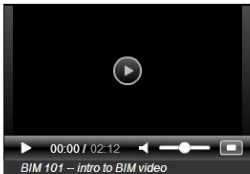
available

Keeping partner abreast of the Latest Product, Industry news & information



Learn It Prove It Do It

Featured Content



Learning & Prep Tools

Business Process Assessment Tools - AEC & ENI

Customer References and Whitepapers

KJWW BIM Pilot Customer Story [Download](#)
Document by Sylvia Knauer. Modified 9/23/2014

FY15 BIM 101 eBook [Download](#) [Customize](#)
Document by Luce Magaud. Modified 2/13/2015

ArchiCAD Competitive Analysis [Download](#) [Customize](#)
Document by Kelcey Lemon. Modified 2/13/2015

ROI Tools

License Cost Comparison Calculator Autocast (EN) [Hot](#)
Post by Carmela Bourassa. Modified 3/4/2015

BIM Workshop Training Material

Test Drive BIM Workshop Datasets [Hot](#) [Download](#)
Document by Kelcey Lemon. Modified 2/13/2015

Test Drive BIM Workshop Description and Agenda [Download](#)
Document by Kelcey Lemon. Modified 2/13/2015

Equip our partners with the latest product and industry information so that they are able to provide quality training, services and certification to education institutions.

✓ Resources available

- What's New
- White Paper
- Test Drive
- Cheat Sheet
- Value Prompter
- Playbook
- Video
- Infographics
- Customer Facing
- Treasure map



coming